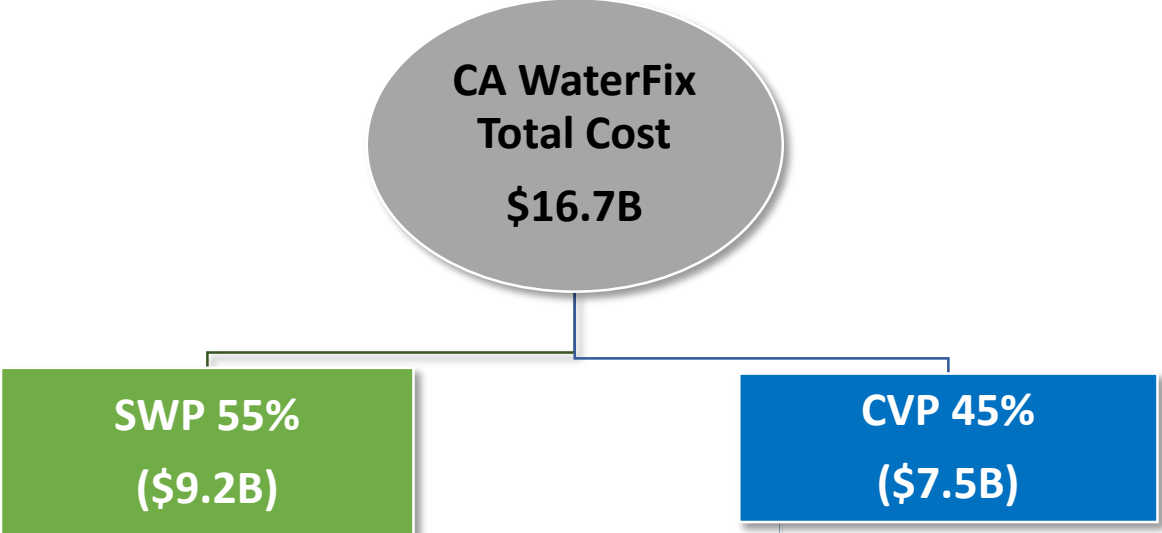
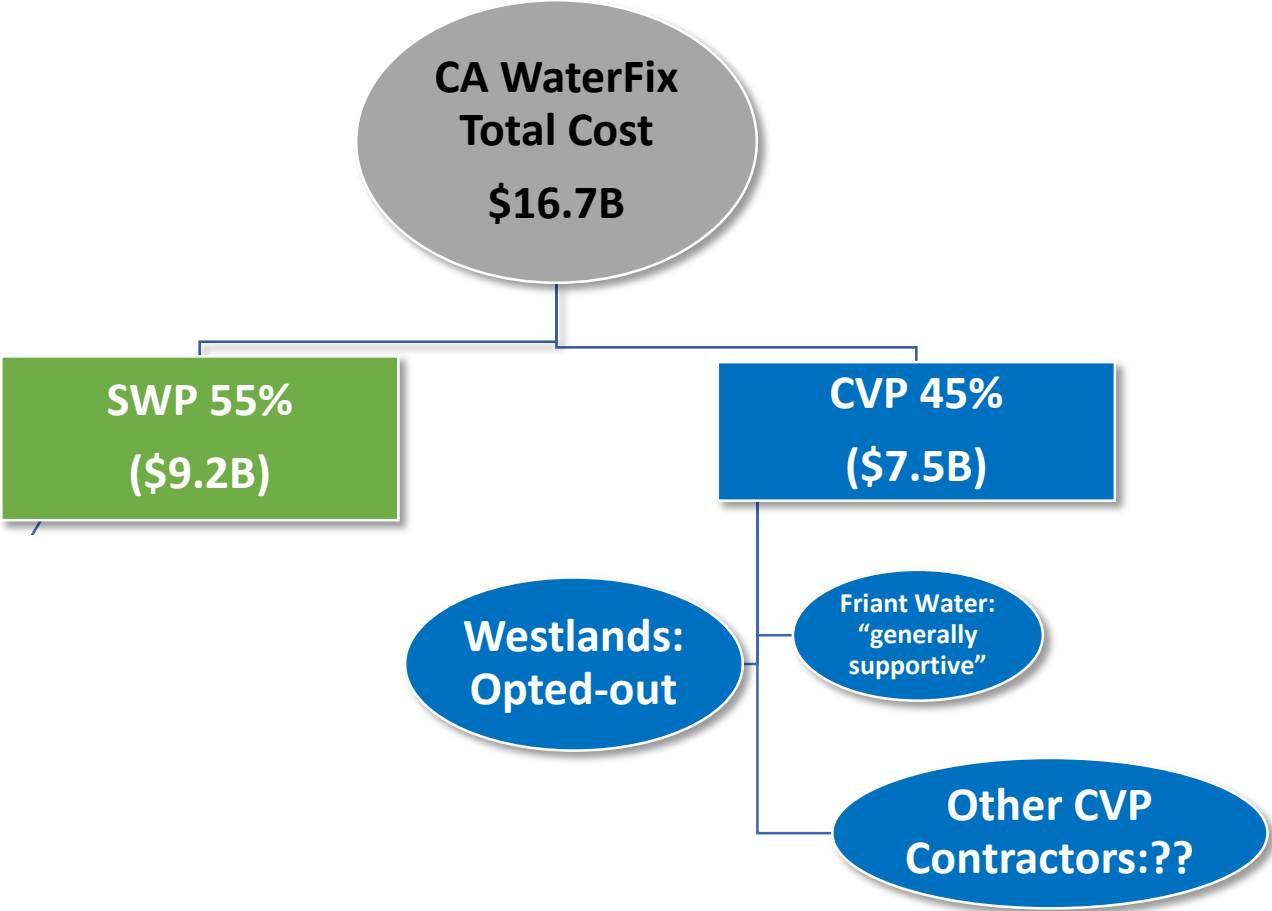


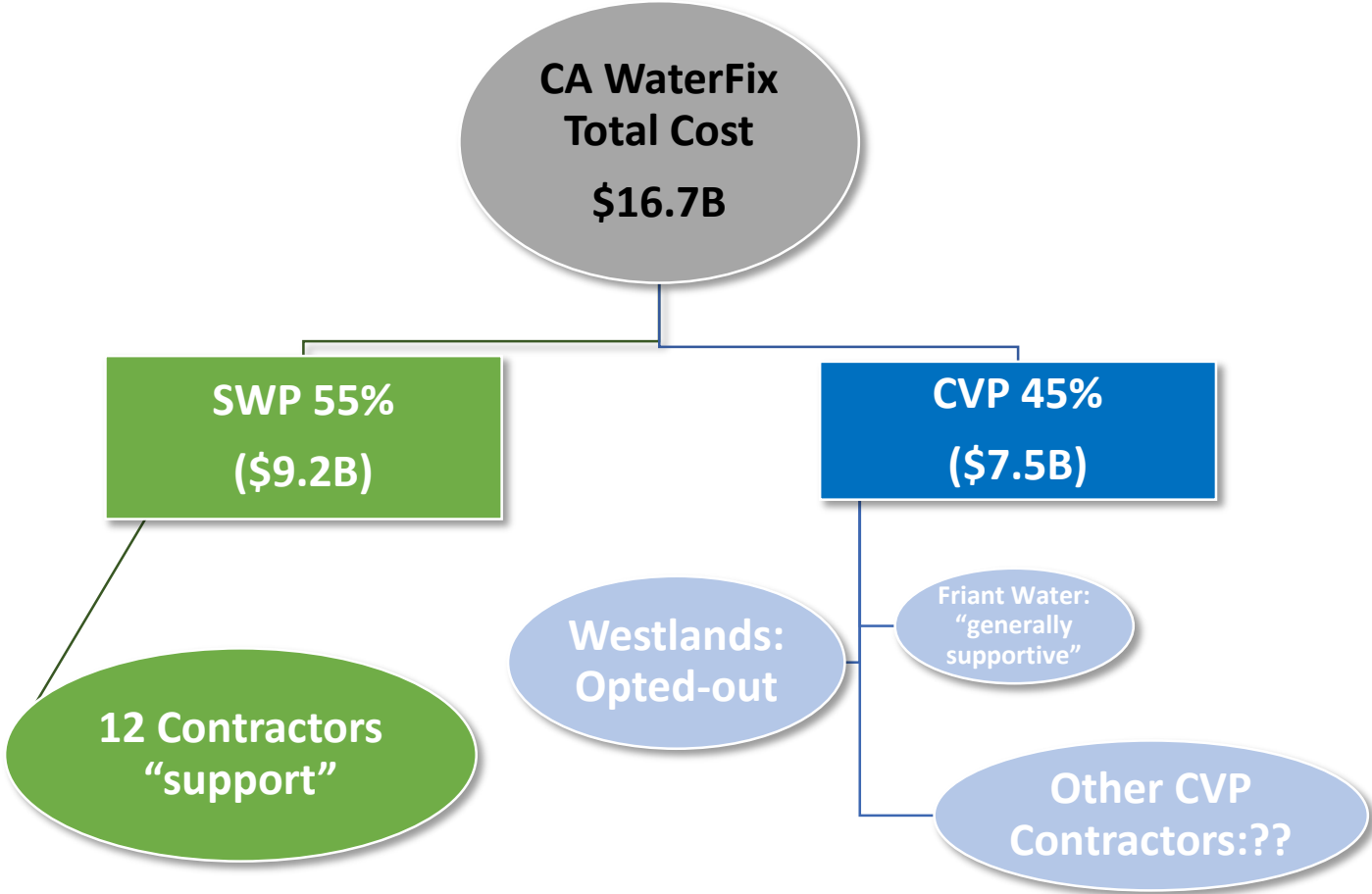
California WaterFix Assumptions: Contractors' Participation Level



California WaterFix Assumptions: Contractors' Participation Level



California WaterFix Assumptions: Contractors' Participation Level



SWP Contractors¹ Voted to "Support" WaterFix	Date	Expressed Level of Participation	Projected Financial Contribution (\$ in billions)	Construction & Finance JPAs
Alameda County Water District	Oct 12	0.55%	\$0.09	
Castaic Lake Water Agency	Oct 11	1.27%	\$0.21	
Coachella Valley Water District	Oct 10	1.90%	\$0.32	
Crestline-Lake Arrowhead WA	Oct 5	0.08%	\$0.01	
Desert Water Agency	Oct 3	0.76%	\$0.13	
Kern County Water Agency²	Oct 12	6.50%	\$1.09	
Metropolitan Water District	Oct 10	25.90%	\$4.33	✓
Mojave Water Agency	Sep 28	1.16%	\$0.19	
San Bernardino Valley MWD	Oct 3	1.30%	\$0.22	
San Geronio Pass Water Agency	Oct 2	0.23%	\$0.04	
Santa Clara Valley Water District³	Oct 17	1.38%	\$0.23	
Zone 7 Water Agency	Sep 20	1.09%	\$0.18	✓
TOTALS for 12 agencies		42.11%	\$7.03	

1. 5 Northern SWP contractors "excused" from participating

2. Committed to 49% of Table A entitlement

3. Conditional support for one tunnel only; funding from SWP side only

California WaterFix: Contractors' Participation Level

